

DMA

Contao 4 für alltägliche Webprojekte

DMA GmbH • Janosch Oltmanns
Hamburg • Contao Nordtag 2017



Agenda

DMA

- › Warum Contao 4
 - › Vorteile & Nachteile
- › Projekt Setup
- › Projekt-Arbeit
 - › (wichtige) Console-Befehle
 - › Composer
 - › Erweiterung(en) finden & installieren
- › Hoster

Alltägliche Webprojekte

Warum Contao 4?

Warum Contao 4

- › frühzeitig die neuen Möglichkeiten testen
- › frühzeitig Know How aufbauen
 - › Entwickler
 - › Mitarbeiter
 - › Redakteure
- › Maßnahmen zur Workflow-Optimierung heraus arbeiten
- › Feedback an die Entwickler geben
- › Nutzung von Symfony Bundles
- › **seit Version 4.2 problemlos einsetzbar**

Warum Contao 4

- › Zu Beginn nur Standard Edition
 - › Console
 - › Composer
 - › AppKernel
- › Hosting Anforderungen
 - › SSH Zugriff
 - › Document Root

Projekt Setup

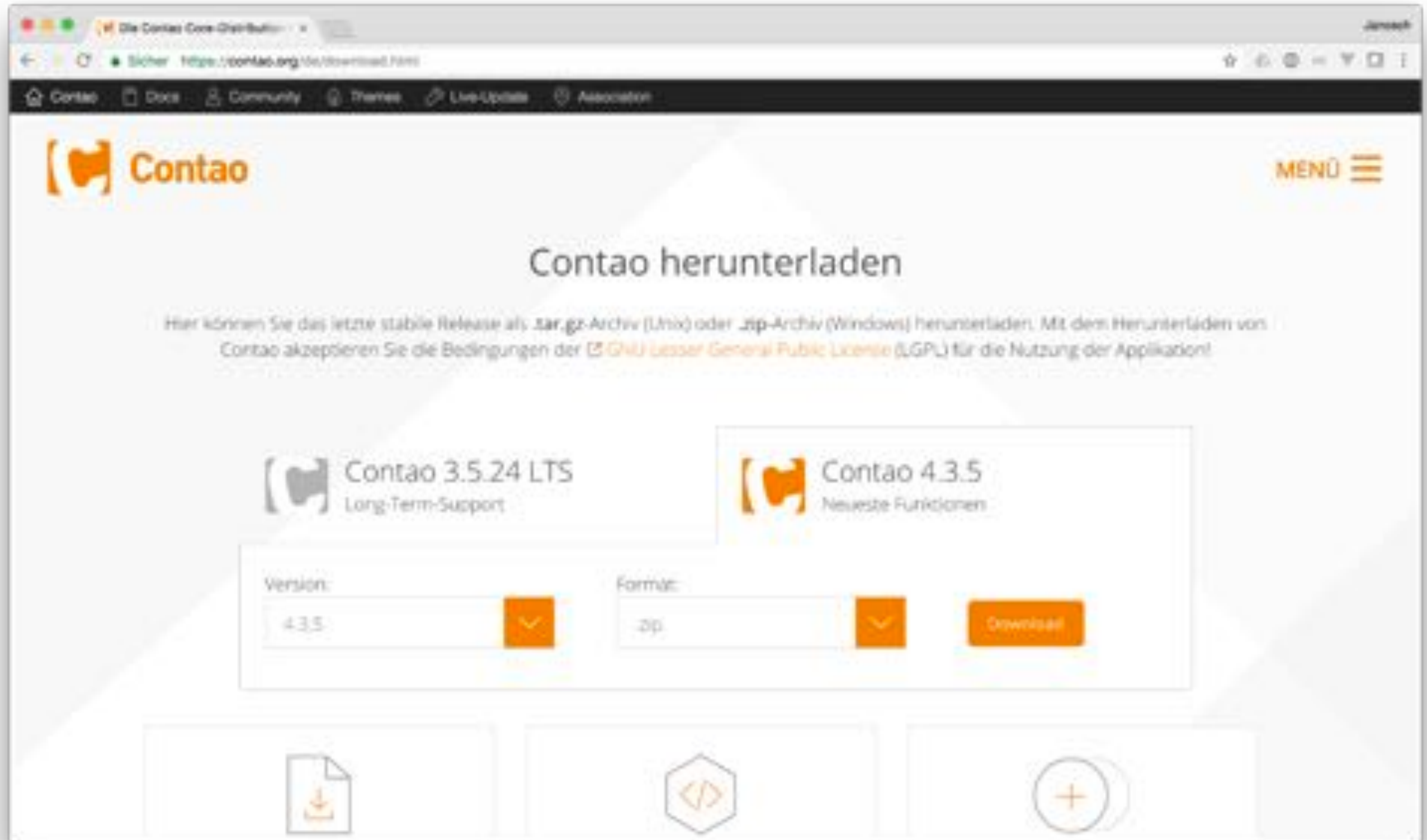
Projekt Setup

DMA

- › lokale Entwicklungsumgebung einrichten
(alternativ auch direkt beim Webhoster)
- › via Download

via Download

Installation via Download



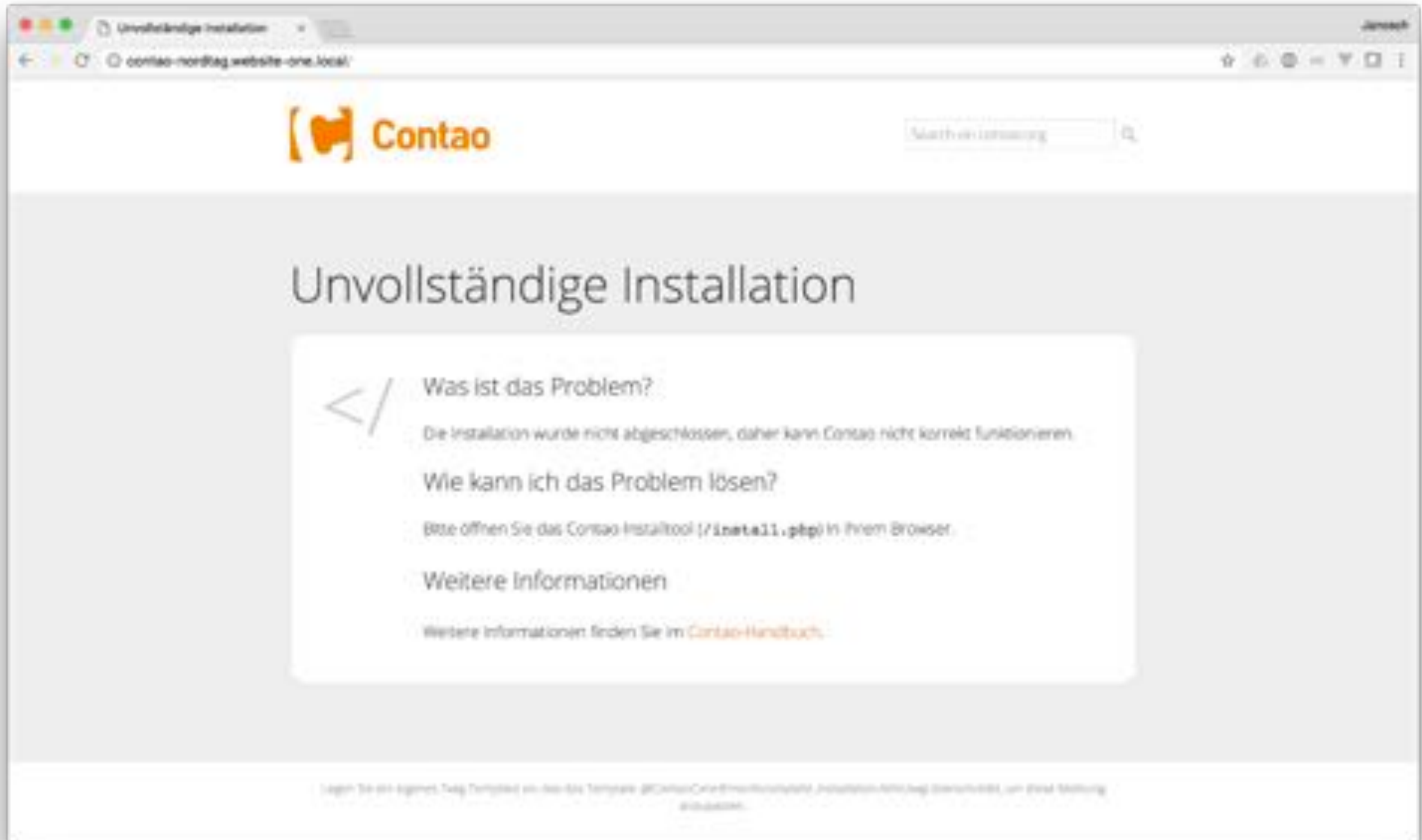
The screenshot shows a web browser window displaying the Contao download page. The browser's address bar shows the URL <https://contao.org/de/download.html>. The page features the Contao logo and a navigation menu with links for 'Contao', 'Docs', 'Community', 'Themes', 'Live-Updates', and 'Association'. The main heading is 'Contao herunterladen'. Below this, a paragraph explains that users can download the latest stable release as a .tar.gz archive for Linux or a .zip archive for Windows, and that downloading implies acceptance of the GNU Lesser General Public License (LGPL). Two version options are presented: 'Contao 3.5.24 LTS Long-Term-Support' and 'Contao 4.3.5 Neueste Funktionen'. A form below these options allows users to select a version (currently '4.3.5') and a format (currently '.zip'), with a 'Download' button. At the bottom, there are three icons: a document with a download arrow, a code editor icon, and a plus sign in a circle.

Projekt Setup

DMA

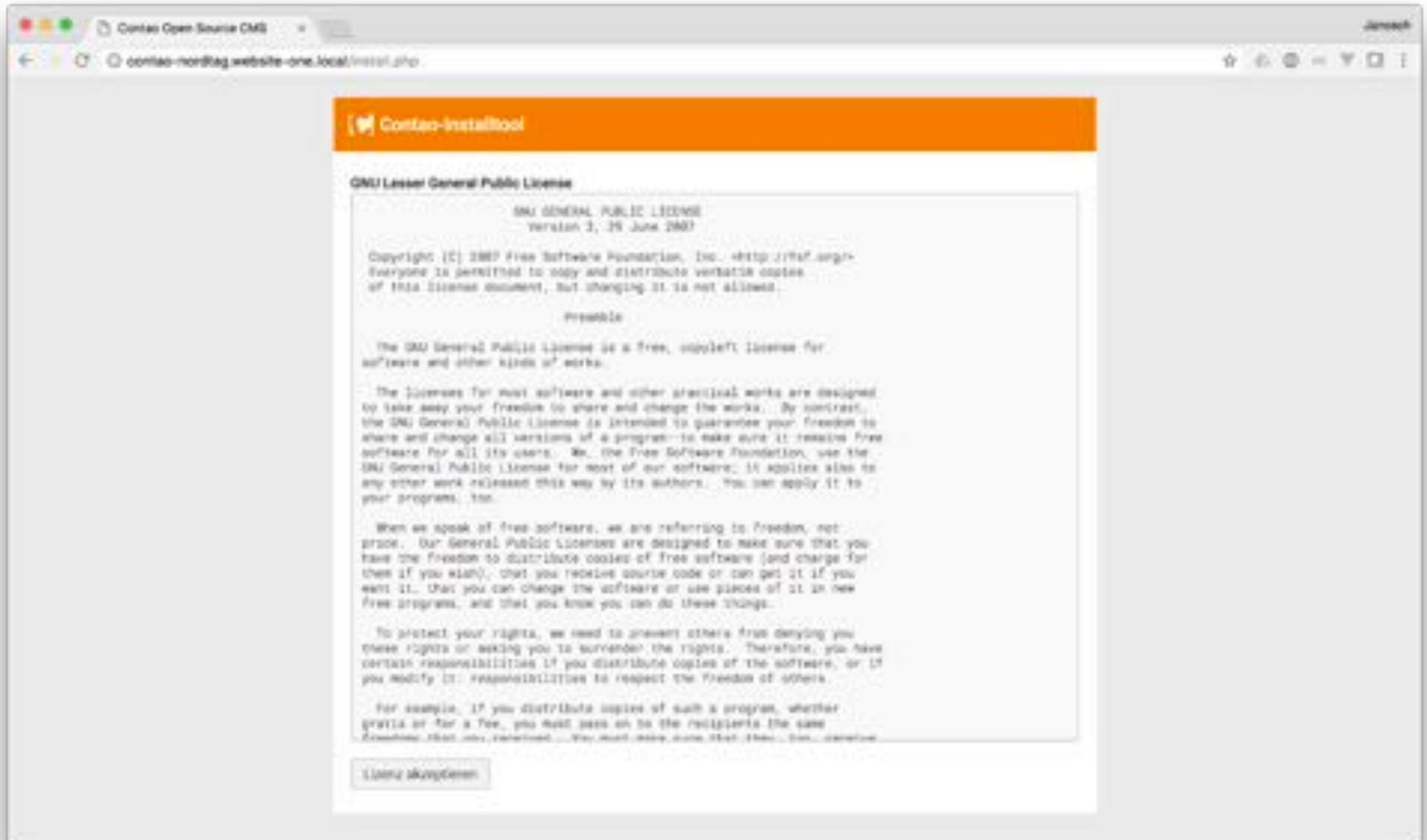
- › lokale Entwicklungsumgebung einrichten
(alternativ auch direkt beim Webhoster)
- › via Download
- › Document Root auf das Verzeichnis web/

Installation via Download



Installation via Download

DMA

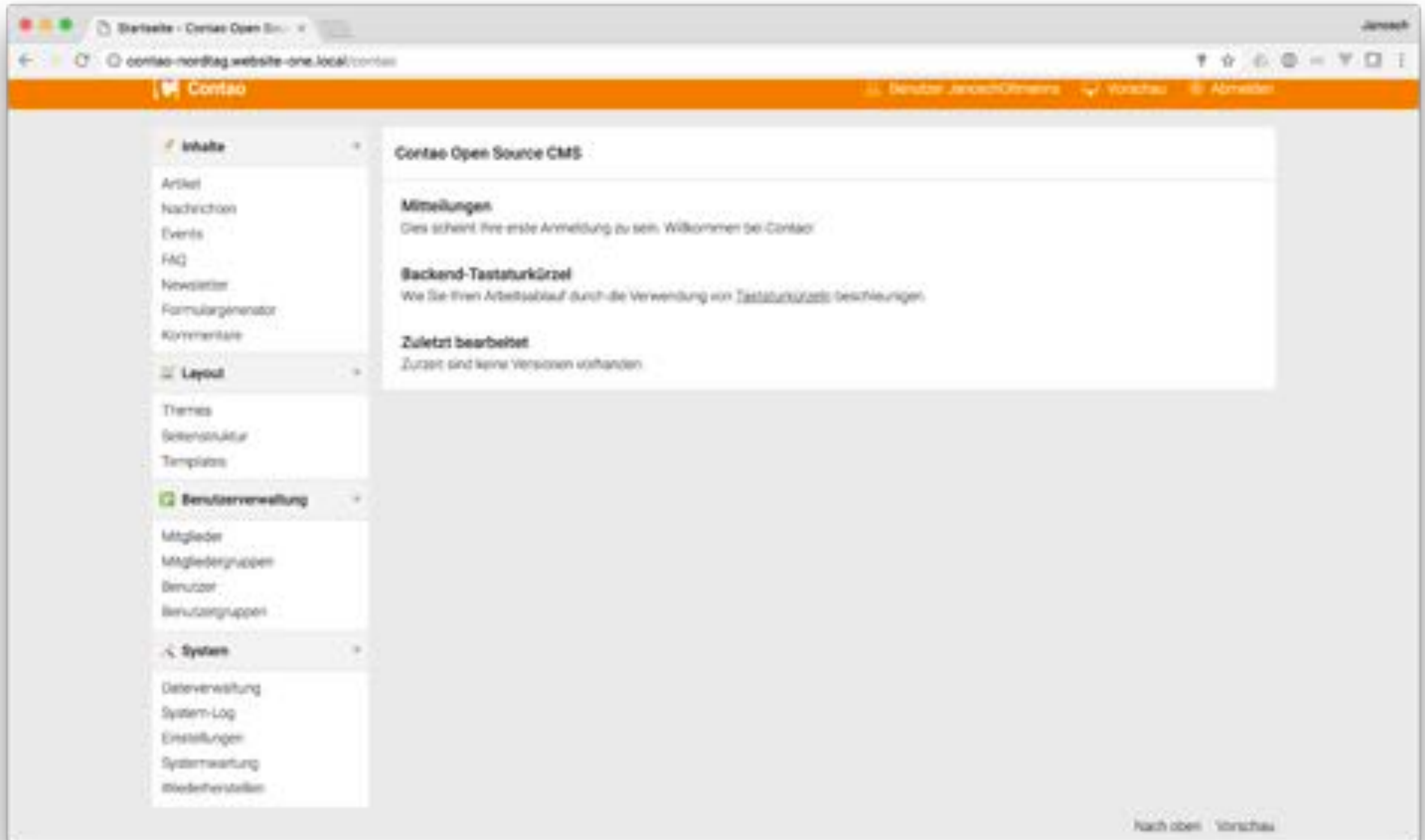


Installation via Download



Installation via Download

DMA



Projekt Setup

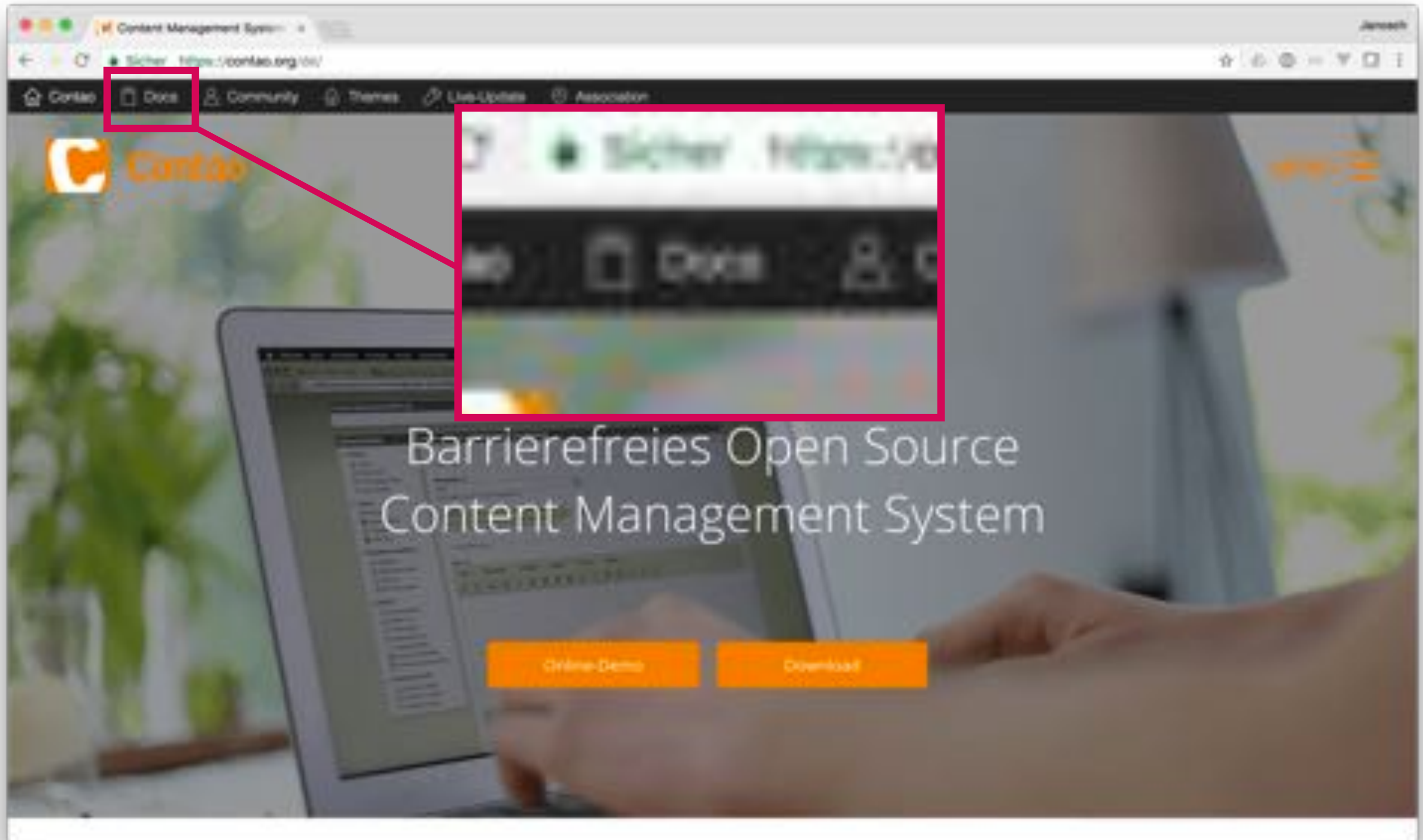
DMA

- › via Download
 - › installiert die Managed Edition
- › via Composer
 - › Managed- oder Standard Edition

via Composer

Installation via Composer

DMA



Installation via Composer

Contao Documentation

Sicher <https://docs.contao.org/>


Contao Docs Community Themes Live-Updates Association

Contao

Official Contao Documentation


The Contao Documentation is a collection of resources to get you started with Contao. All books are community driven, if you find something worth improving please [contribute on GitHub!](#)

User Manual




Contao 4.3
The official user manual for Contao 4.3.

[Read >](#)



Contao 3.5 LTS
The official user manual for Contao 3.5.

[Download](#) [Read >](#)



Outdated versions
Old versions of the user manual are still available.

[More >](#)



The screenshot shows a web browser window displaying the Contao 4.3 installation documentation. The browser's address bar shows the URL: `https://docs.contao.org/books/manual/4.3/4001-installation/contao-installieren.html`. The page title is "Contao installieren".

The left sidebar contains a navigation menu with the following items:

- Contao 4.3
- Contao Homepage
- Contao Dokumentation
- INSTALLATIONSDIAGRAMM
- Einleitung
- Installation
 - Contao installieren
 - Manuelles Update
 - Eine Installation umziehen
 - Den Live-Server konfigurieren
- Administrationsbereich
- Seiten verwalten
- Inhalte verwalten
- Systemadministration
- Veröffentlicht mit GitBook

The main content area is titled "Contao installieren" and contains the following text:

Laden Sie sich zunächst das [aktuelle Contao-Archiv](#) herunter und entpacken Sie es auf Ihrem lokalen Rechner. Verschieben Sie die Dateien in das `htdocs`-Verzeichnis Ihrer XAMPP-Installation oder kopieren Sie sie mit einem FTP-Programm (z.B. [WinSCP](#)) auf Ihren Server. Der Basisordner heißt wahrscheinlich `htdocs`, `htdocs`, `htld`, `public_html` oder `www`.

Wenn Sie SSH-Zugriff auf den Server haben, können Sie Contao auch direkt über die Kommandozeile herunterladen, beispielsweise mit `curl`. Je nach gewünschter Version ist die URL anzupassen.

Neueste Version von Contao (4.x):

```
curl -L http://download.contao.org | tar -xzf
```

LTS-Version von Contao (3.5):

```
curl -L http://download.contao.org/lts | tar -xzf
```

Eine bestimmte Version (z.B. 3.5.2):

```
curl -L http://download.contao.org/3.5.2 | tar -xzf
```

Installation mit Composer

Mit Composer kann Contao über die [contao/contao](#)-Edition installiert werden.

Installation via Composer

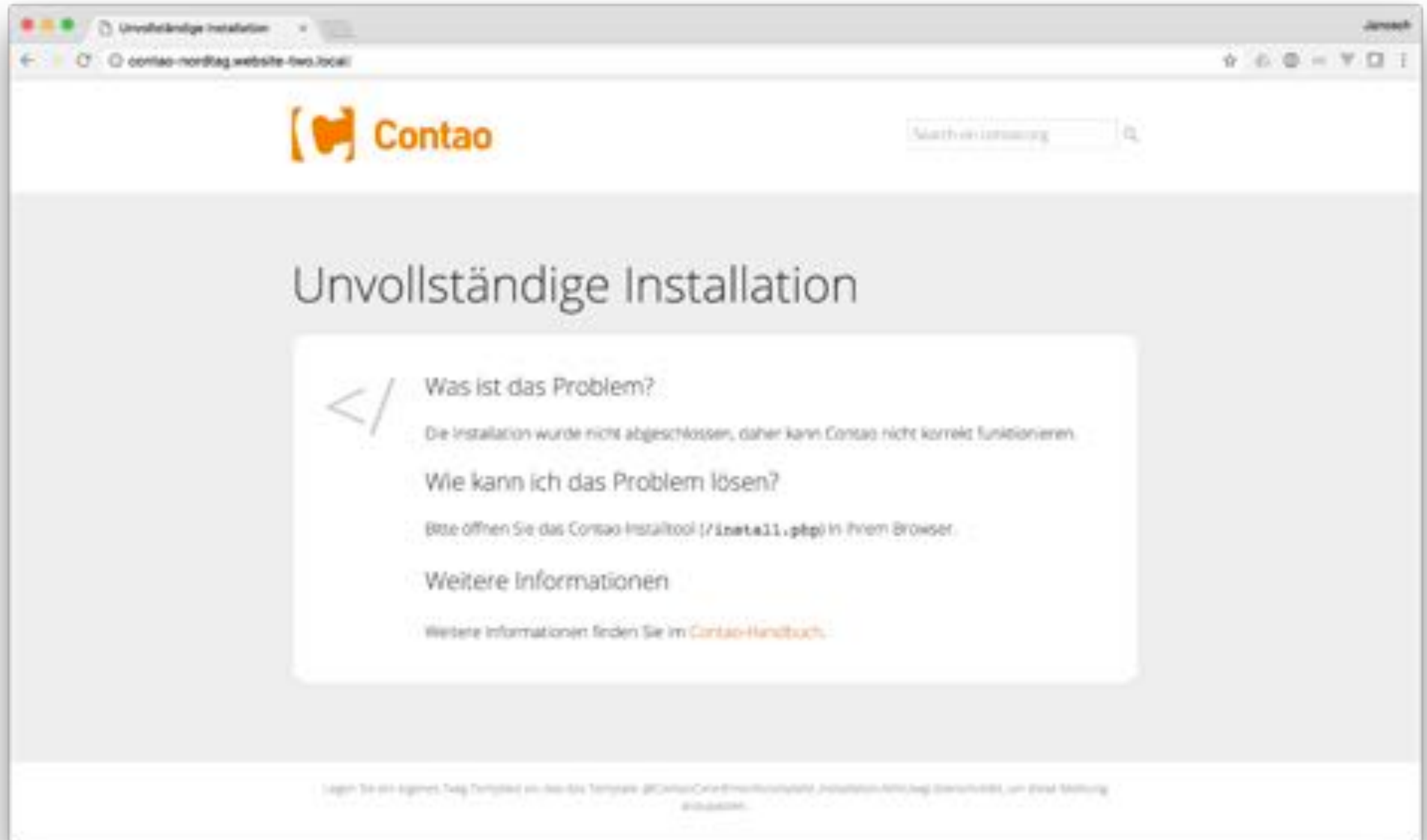
DMA

```
contao-nordtag — bash — 80x24
Last login: Wed Mar 15 21:16:14 on ttys002
Janosch:~ janosch$ cd Sites/contao-nordtag/
Janosch:contao-nordtag janosch$
```

```
composer create-project contao/standard-edition <ziel>
```

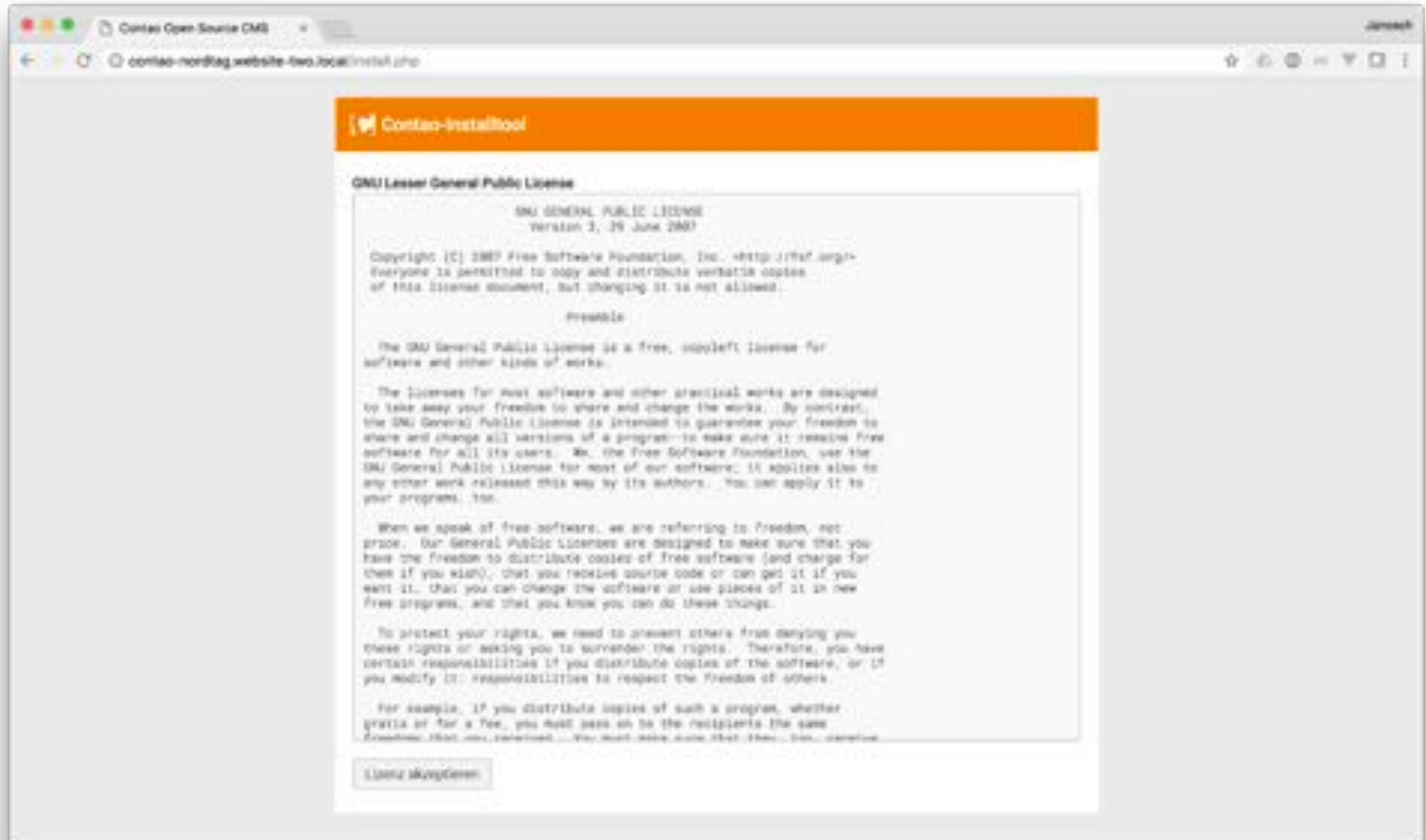
Projekt Setup

- › via Download
 - › installiert die Managed Edition
- › via Composer
 - › Managed- oder Standard Edition
- › Document Root auf das Verzeichnis web/



Installation via Composer

DMA

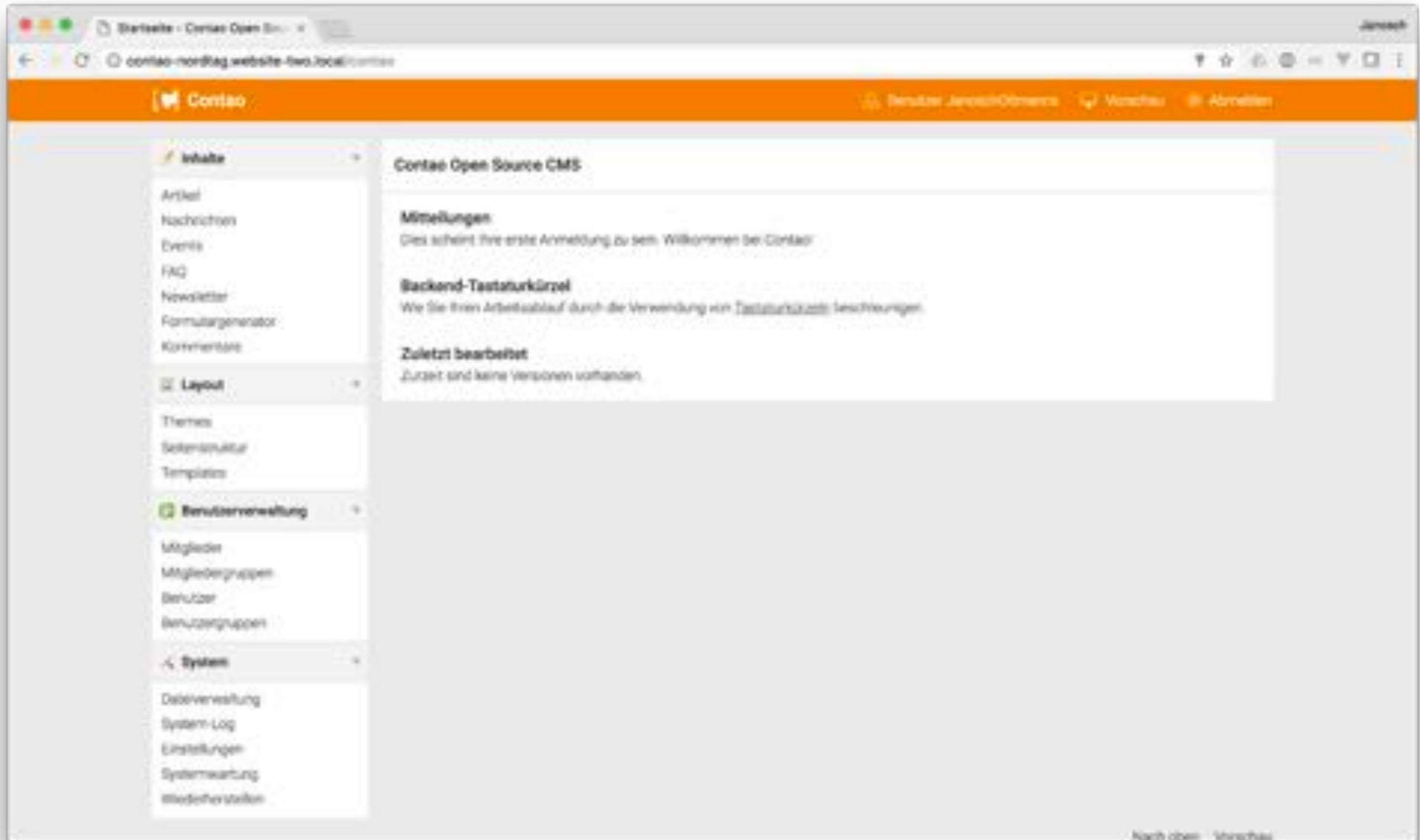


Installation via Composer



Installation via Composer

DMA



Projekt-Arbeit

Console

- › Bei Contao Managed Edition: **nicht benötigt!**
- › wird generell in der Webentwicklung immer wichtiger (grunt, gulp, sass,...)
- › Wichtige Befehle
 - › Auflistung aller möglichen Befehle
`php bin/console list`
 - › Cache leeren
`php bin/console cache:clear -e prod`
 - › Symlinks für öffentliche Verzeichnisse neu erstellen
`php bin/console contao:symlinks`

Composer

Composer

DMA

- › funktioniert in der Standard- und Managed Edition

Extensions

Extensions

- › Managed Edition
 - › „einfach“ in `system/modules/` kopieren
 - › via Composer
- › Standard Edition
 - › via Composer

The screenshot shows the Contao Extension Repository interface. At the top, there's a navigation bar with 'Contao', 'Docs', 'Community', 'Themes', 'Live-Updates', and 'Assistent'. The main header features the Contao logo and a 'MENÜ' button. The central heading is 'Erweiterungen' (Extensions), with a sub-header indicating 'Aktuell 1.953 Erweiterungen und 2.952.242 Downloads'. Below this, there are three filter boxes: 'Volltextsuche' (Full-text search) containing 'dma_elementgenerator', 'Kompatibilität' (Compatibility) set to 'Alle Versionen', and 'Sortieren nach' (Sort by) set to 'Populärste'. The main content area displays the details for the 'Element Generator [dma_elementgenerator]' extension, including its description, version, release date, author, and a table of metadata.

Element Generator [dma_elementgenerator]
Erlaubt das Erstellen von eigenen Contentelement und Modulen

Version	1.0.5	Typ	Frei
Freigabedatum	14.04.2014	Freigegeben für	Contao 3.2.0 bis 3.5.24
Autor	DMA	Lizenz	LGPL
Total Wertung	9.67 (7 Stimmen)	Populärste	1183/4384 (Downloads/Install.)

SimpleColumns [simple_columns]

Extensions

Version Wertung: Total Wertung: 9.67 (7 Stimmen)

Version Downloads	2	Total Downloads	1187
Version Install	19	Total Install	4403
Version Updates	39	Total Updates	836

Abhängigkeiten dieser Erweiterung

Name	Version von	Version bis
Contao	3.2.0	3.5.24

Von dieser abhängige andere Erweiterungen

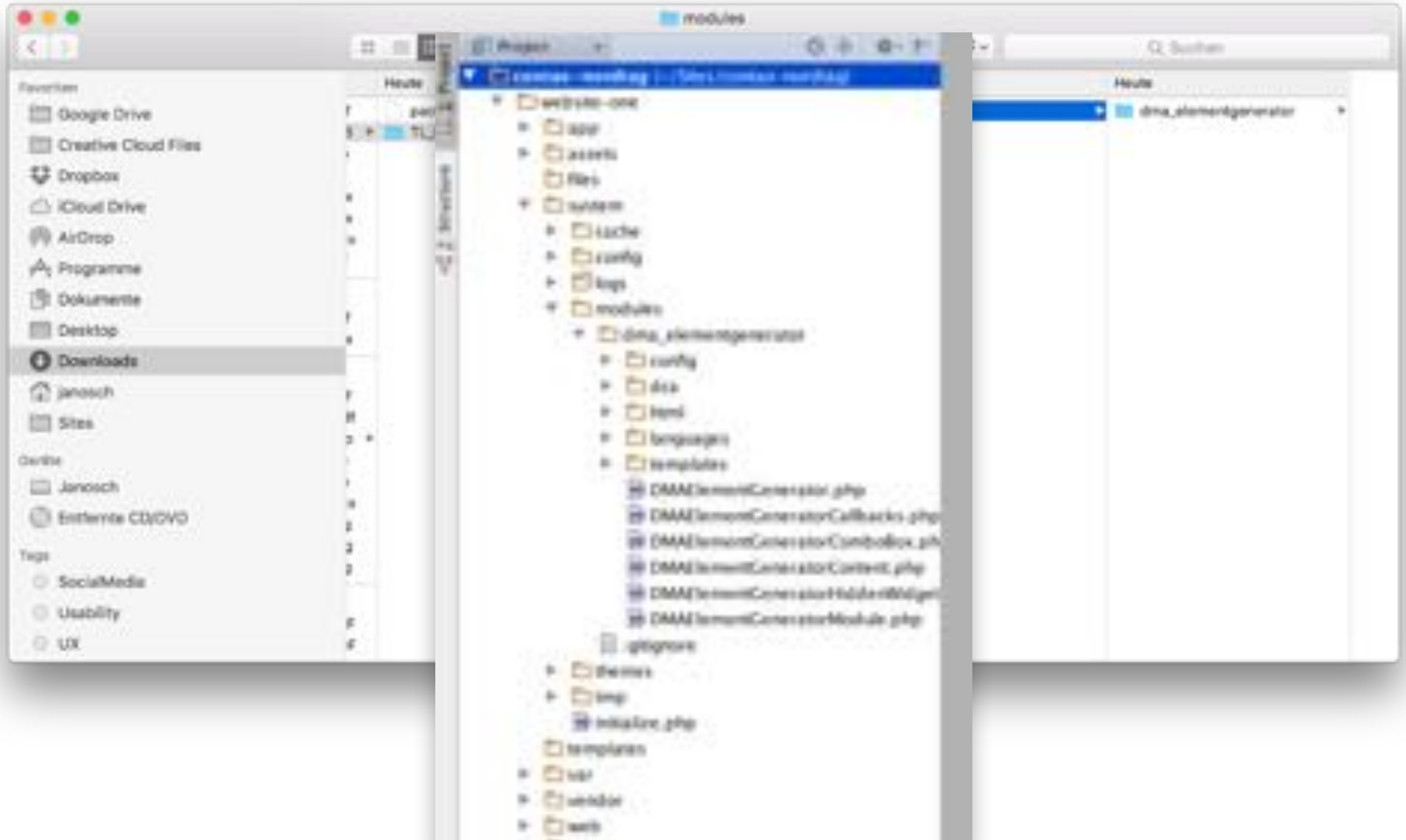
Name	Version von	Version bis
------	-------------	-------------

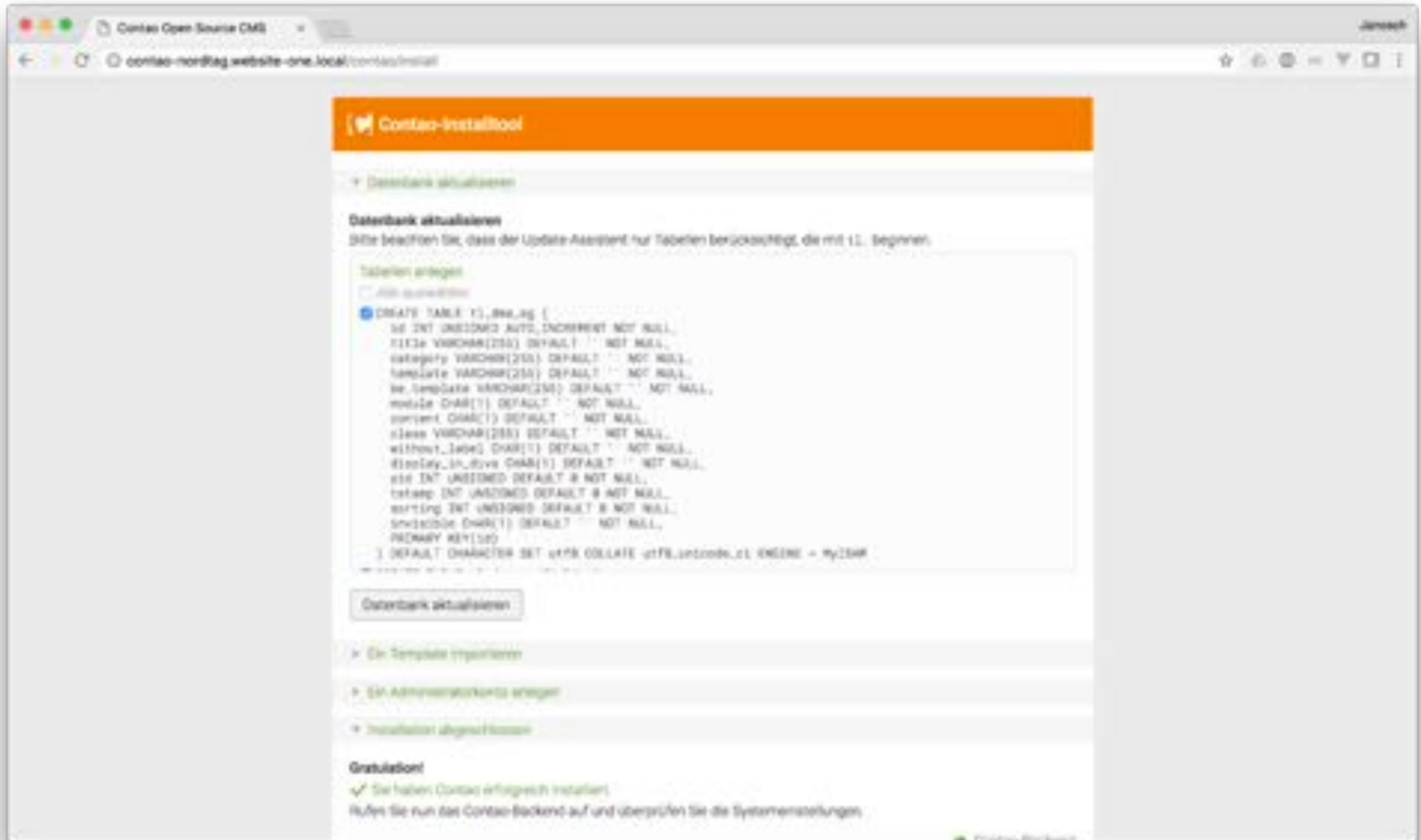
Paket	Grösse	Datum
Contao.dma_elementgenerator.10000059.10	58693	16.03.2017 13:24

[Daten anzeigen](#) [Forum](#)

Extensions

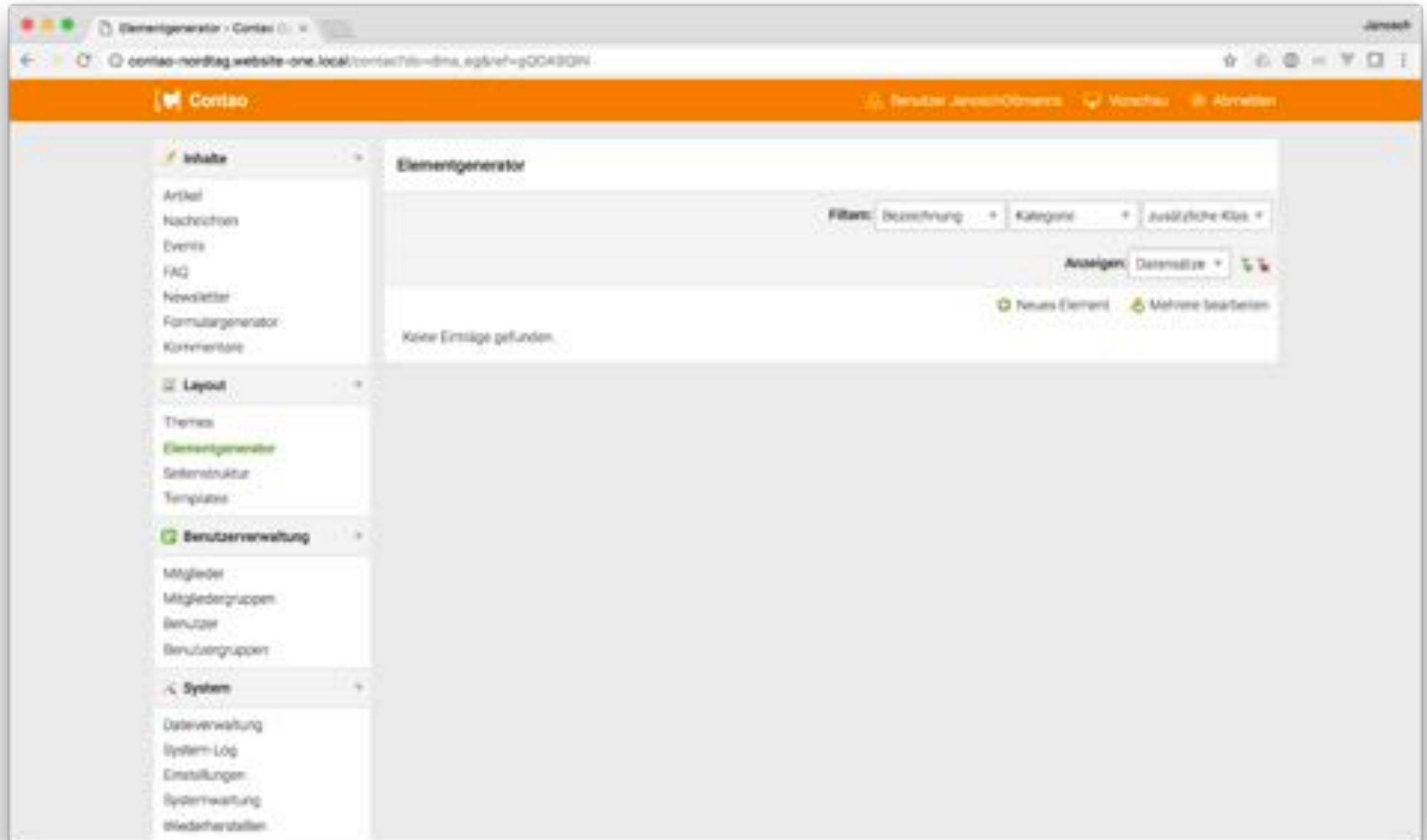
DMA





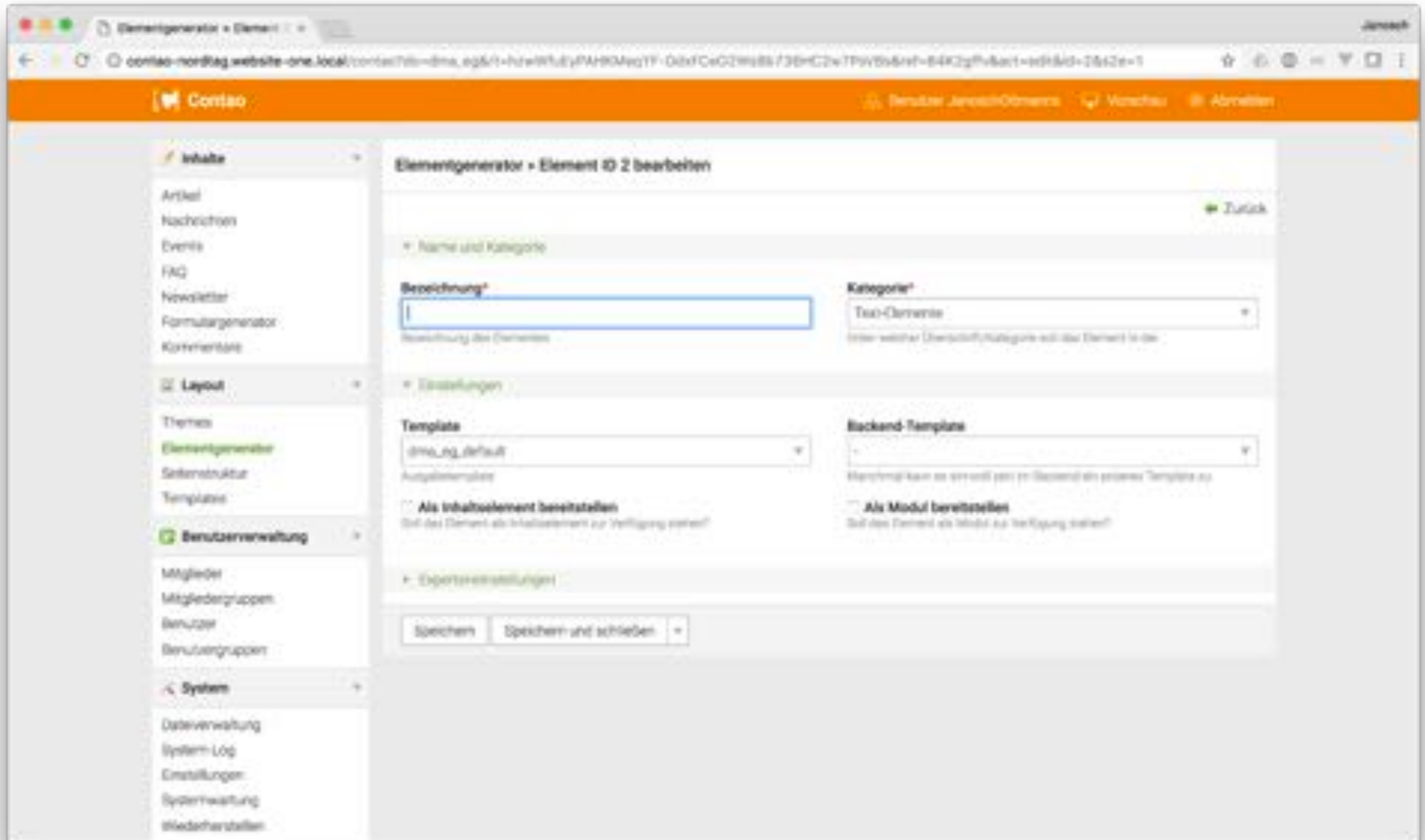
Extensions

DMA



Extensions

DMA



Extensions

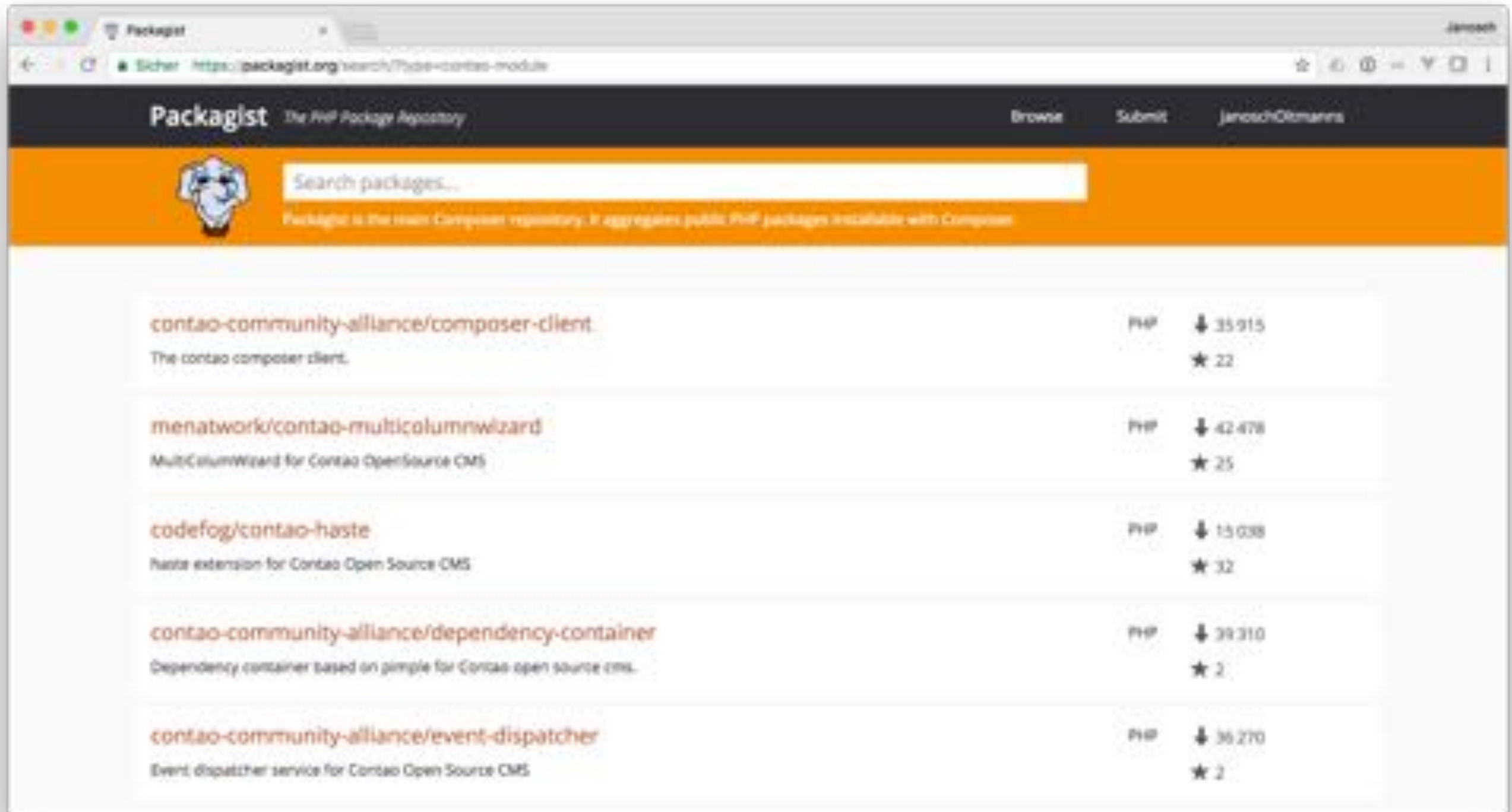
- › Suche auf Packagist

- › Contao 3 Modul

- <https://packagist.org/search/?type=contao-module>

Extensions

DMA



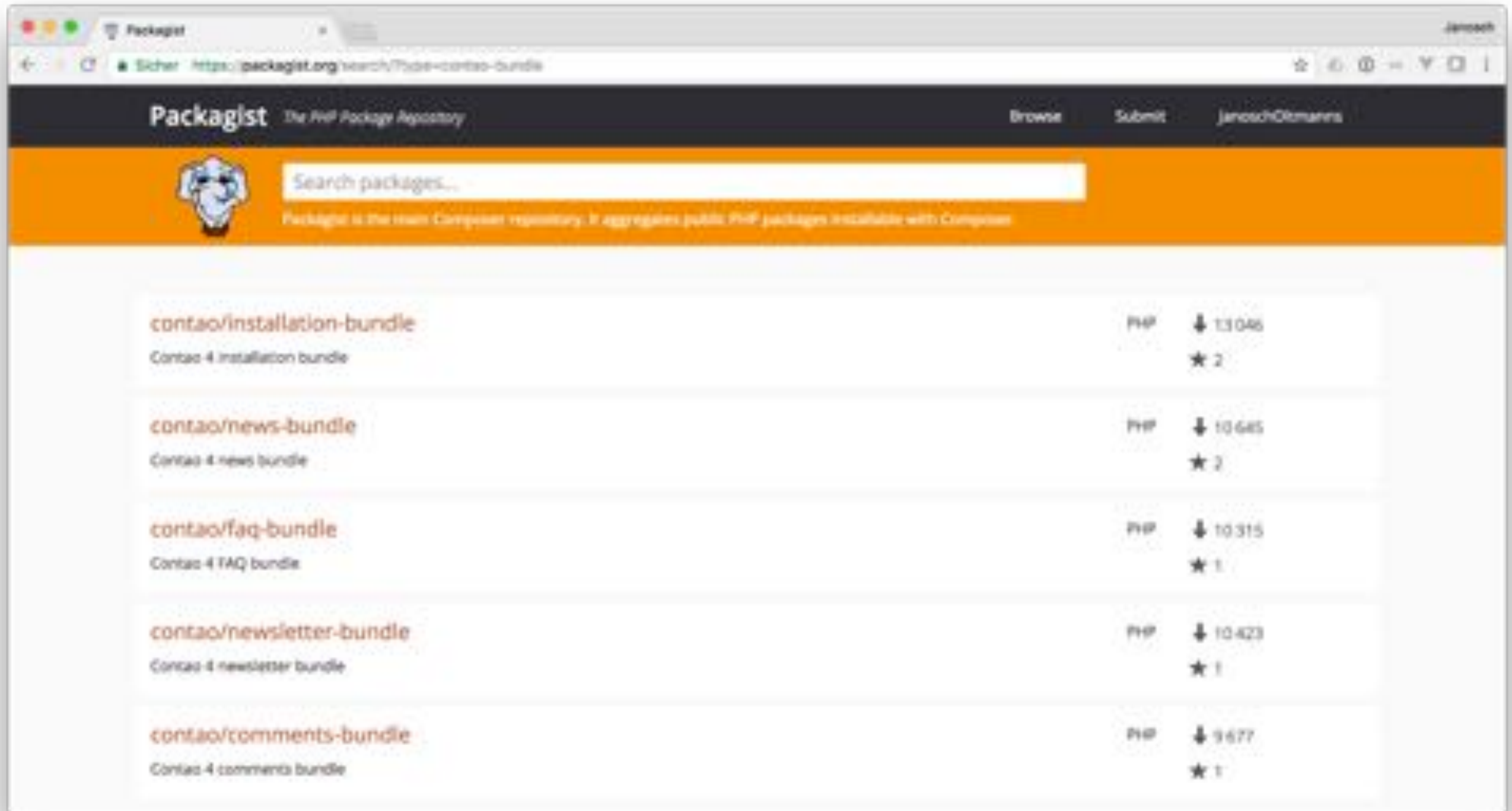
The screenshot shows the Packagist website interface. At the top, there is a navigation bar with the Packagist logo and the text "The PHP Package Repository". To the right of the logo is a search bar with the placeholder text "Search packages...". Below the search bar, there is a list of search results for packages related to Contao. Each result includes the package name, a brief description, the number of downloads, and the number of stars.

Package Name	Description	Downloads	Stars
contao-community-alliance/composer-client	The contao composer client.	35,915	22
menatwork/contao-multicolumnwizard	MultiColumnWizard for Contao OpenSource CMS	42,478	25
codefog/contao-haste	Haste extension for Contao Open Source CMS	15,038	32
contao-community-alliance/dependency-container	Dependency container based on pimple for Contao open source cms.	39,310	2
contao-community-alliance/event-dispatcher	Event dispatcher service for Contao Open Source CMS	36,270	2

- › Suche auf Packagist
 - › Contao 3 Modul
<https://packagist.org/search/?type=contao-module>
 - › Contao 4 Bundle
<https://packagist.org/search/?type=contao-bundle>

Extensions

DMA



The screenshot shows a web browser window with the Packagist website. The URL is <https://packagist.org/search/?type=contao-bundle>. The page features a search bar with the text "Search packages..." and a description: "Packagist is the main Composer repository. It aggregates public PHP packages installable with Composer." Below the search bar, there is a list of search results for Contao 4 bundles. Each result includes the package name, a description, the PHP version, the number of downloads, and the number of stars.

Package Name	Description	PHP	Downloads	Stars
contao/installation-bundle	Contao 4 installation bundle	PHP	↓ 13046	★ 2
contao/news-bundle	Contao 4 news bundle	PHP	↓ 10645	★ 2
contao/faq-bundle	Contao 4 FAQ bundle	PHP	↓ 10315	★ 1
contao/newsletter-bundle	Contao 4 newsletter bundle	PHP	↓ 10423	★ 1
contao/comments-bundle	Contao 4 comments bundle	PHP	↓ 9677	★ 1

Extensions

DMA

The screenshot shows a web browser window displaying the Packagist package page for `dma/dma_simple_grid`. The page includes a search bar, the package name, a warning about auto-updates, a description, and a list of versions. The version `1.0.0-rc` is highlighted as the current version.

Package Information:

- Package: `dma/dma_simple_grid`
- Author: `janosch`
- Warning: This package is not auto-updated. Please set up the [Github Service Hook](#) for Packagist so that it gets updated whenever you push!
- Description: *Contao Extension for simple multiple grid-support*
- Buttons: [Home](#), [System](#), [Dev](#)
- Stats: [Install](#) (137), [Dependencies](#) (0), [Suggesters](#) (0), [Stars](#) (6), [Watchers](#) (3), [Forks](#) (4), [Open Issues](#) (8), [Type](#): contao-module

Version History:

Version	Published
1.0.0-rc	2016-05-22 09:40 UTC
dev-master	
dev-Develop	

Requirements:

requires	requires (dev)	suggests
• php: >=5.3.2	None	None

Extensions

DMA

```
janosch — -bash — 80x24  
Last login: Wed Mar 15 21:49:31 on ttys001  
Janosch:~ janosch$ cd
```

`composer require <Paket Name>`

Extensions

DMA

Packagist The PHP Package Repository

Search packages...

dma/dma_simple_grid

composer require dma/dma_simple_grid

This package is not auto-updated. Please set up the [Github Service Hook](#) for Packagist so that it gets updated whenever you push!

Contao Extension for simple multiple grid-support

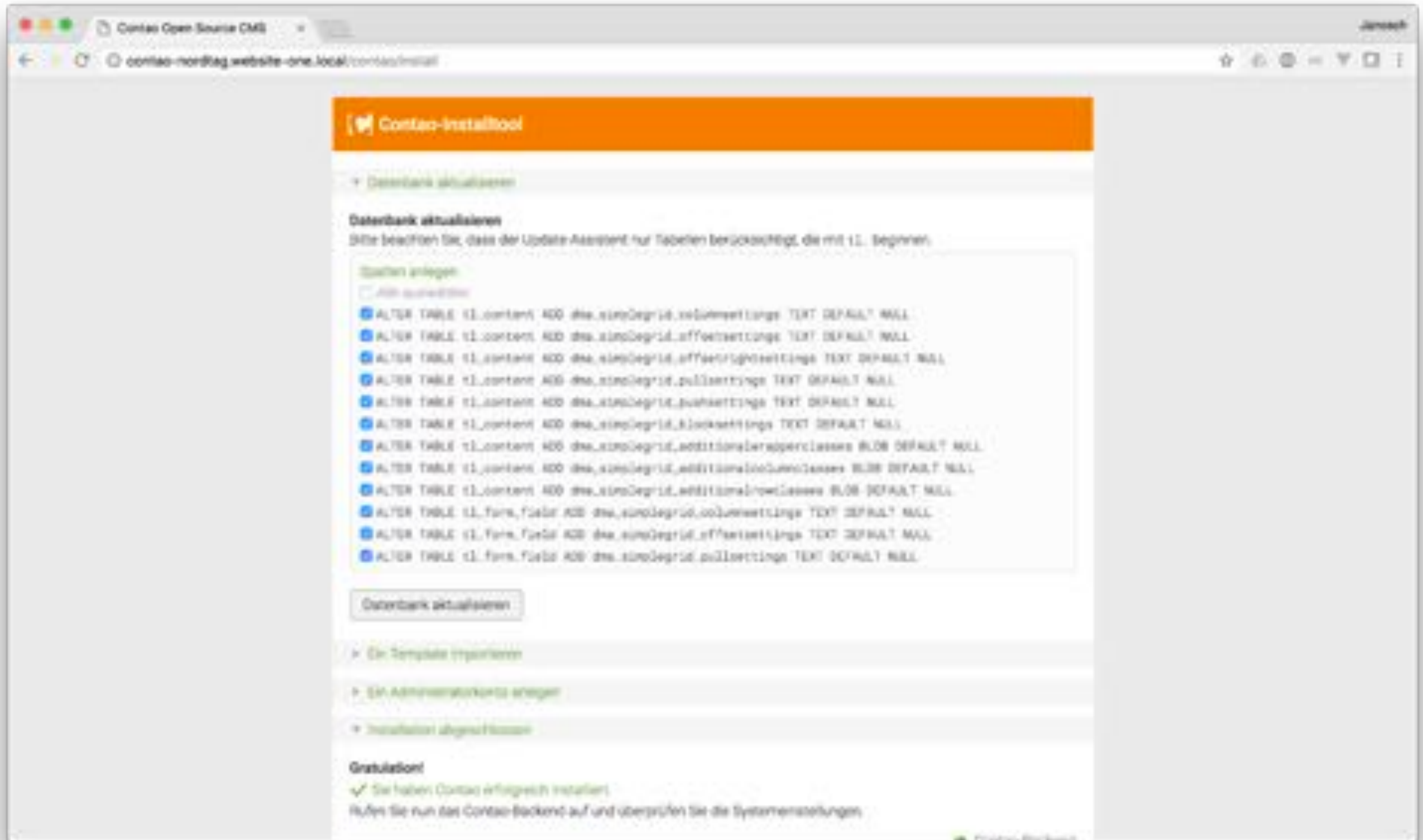
Install Update Dev

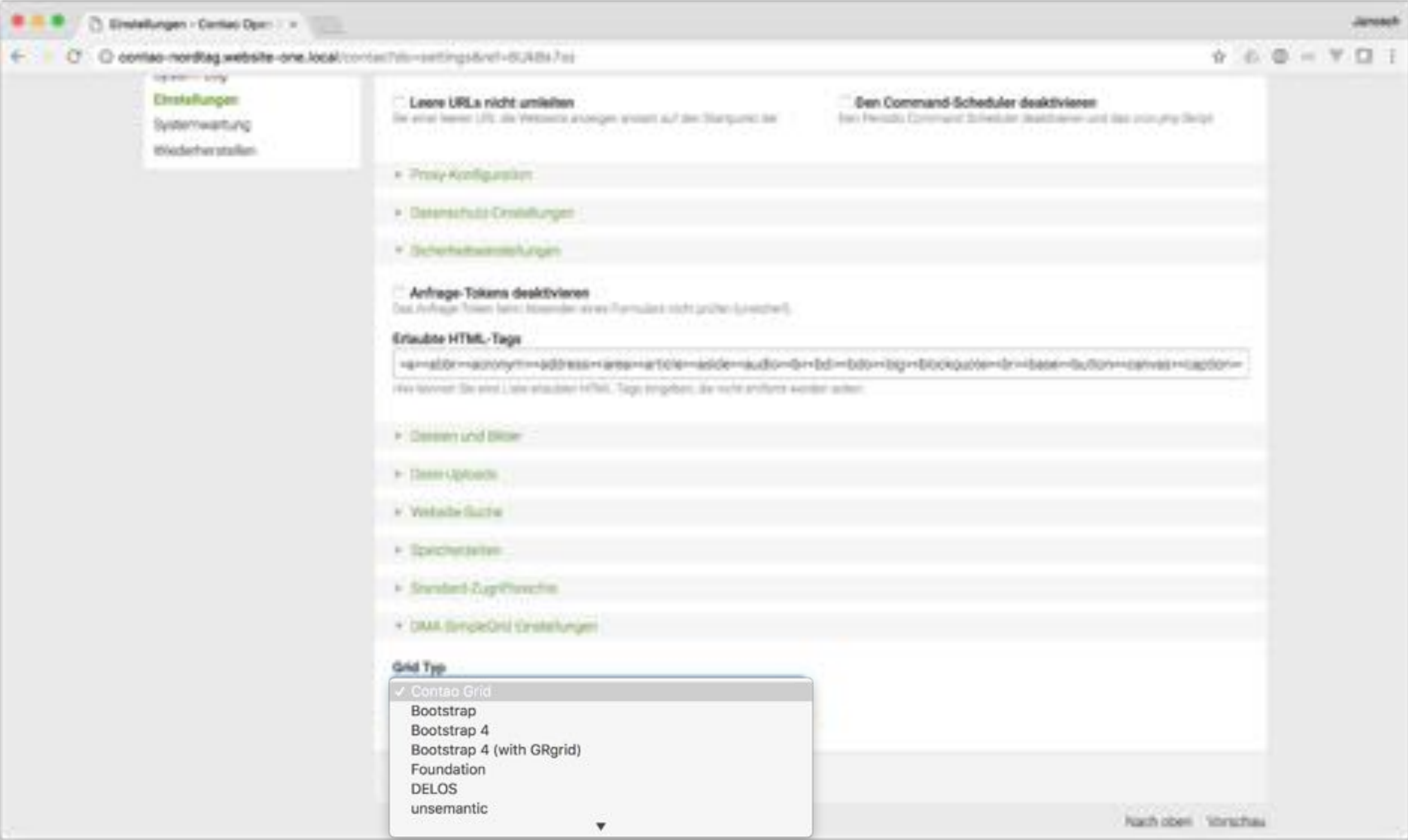
1.0.0_rc 2016-05-22 09:40 UTC

requires	requires (dev)	suggests
• php: ^=5.3.2	None	None

dev-master 1.0.0_rc dev-Develop

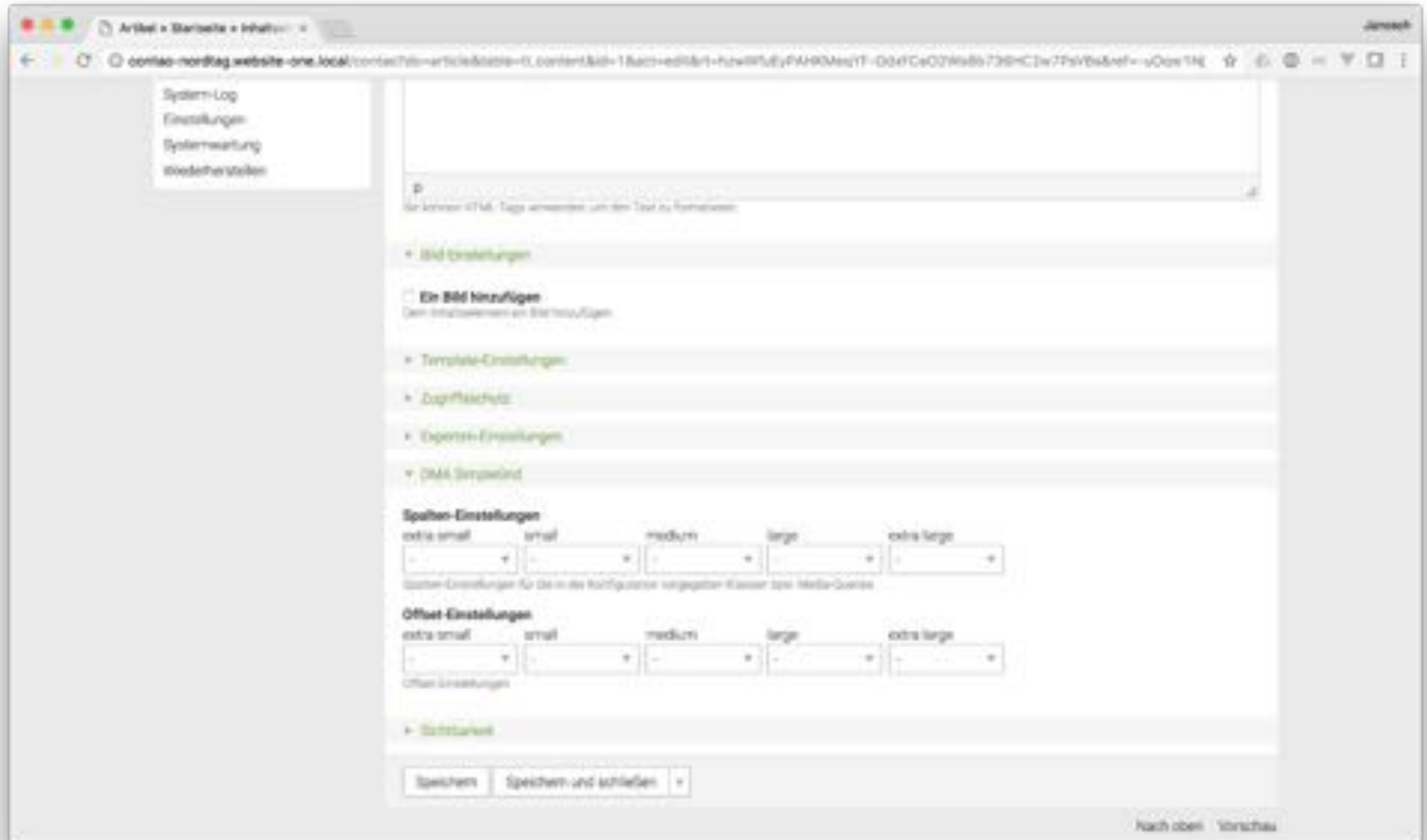
github.com/DMA-GmbH/dma_simple_g-Homepage
Source
Issues
Installs: 137
Dependencies: 0
Suggesters: 0
Stars: 6
Watchers: 3
Forks: 4
Open Issues: 8
Type: contao-module





Extensions

DMA



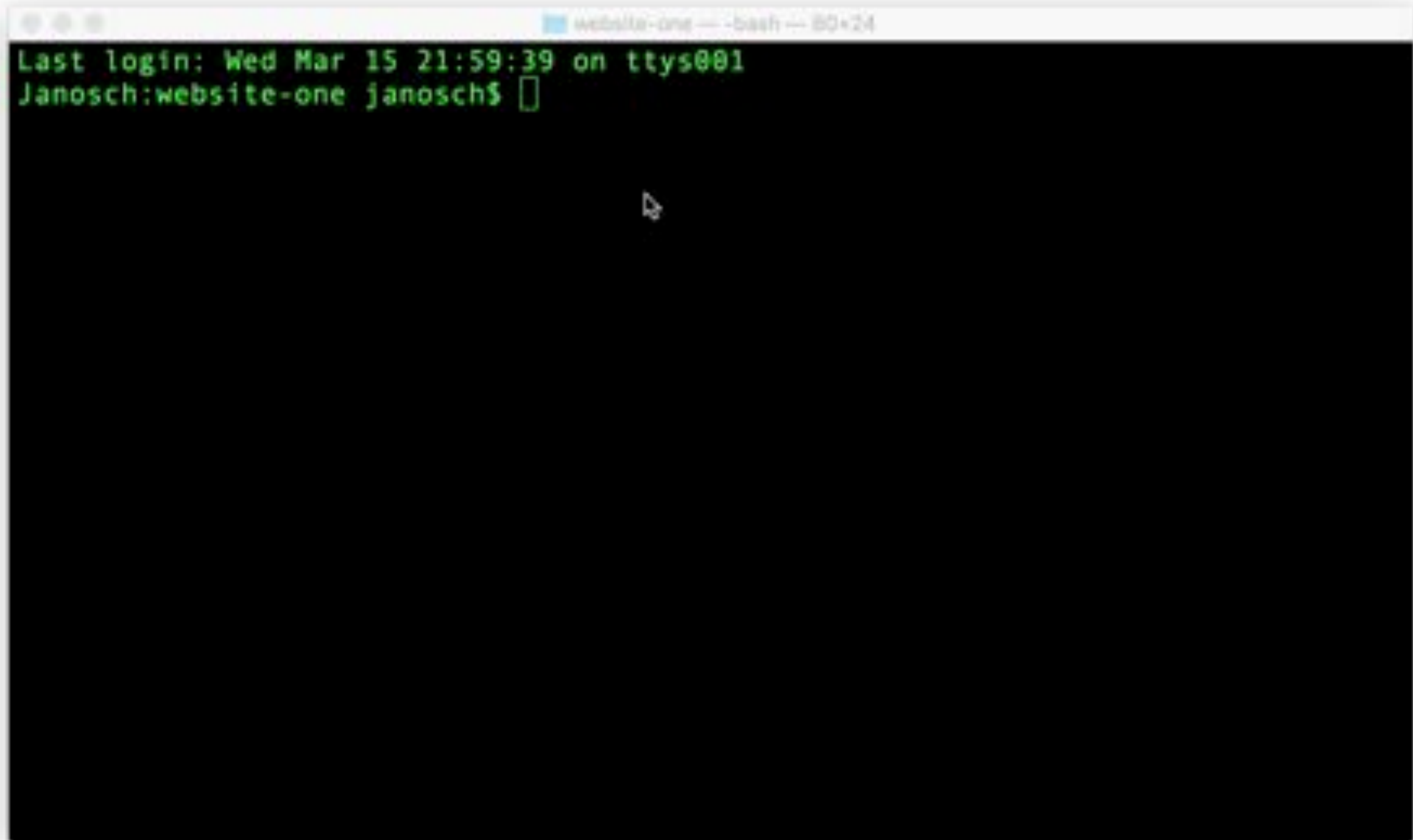
Extensions

DMA

The screenshot displays the Contao CMS interface for managing an article titled 'Artikel - Startseite'. The browser address bar shows the URL: `contao-nordtag-website-one.local/contao/?do=article&table=tl_content&id=1&rt=flowWFuLyfRkR3MqYF-C6vFCe0Zw8uT36HC2w7Pw4M&rel=WXZyp07`. The interface includes a top navigation bar with the Contao logo and user information for 'Benutzer: Janosch Oltmanns'. A left sidebar contains a menu with categories: 'Inhalte' (Articles, Nachrichten, Events, FAQ, Newsletter, Formulgenerator, Kommentare), 'Layout' (Themes, Elementgenerator, Seitenstruktur, Templates), 'Benutzerverwaltung' (Mitglieder, Mitgliedergruppen, Benutzer, Benutzergruppen), and 'System' (Dateiverwaltung, System-Log, Einstellungen, Systemwartung, Wiederherstellen). The main content area shows the article details for 'Artikel - Startseite', including filters for content type, element status, and user permissions. A search bar and a 'Anzeigen' dropdown are also present. The article metadata includes: Titel: Startseite, Autor: Janosch Oltmanns, Anzeigen in: Hauptspalte, Änderungsdatum: 15.03.2017 21:54, Teaser text anzeigen: nein, Artikel veröffentlichen: ja, Anzeigen ab: -, Anzeigen bis: -. Below the metadata, there are three content blocks: two 'DMA-Broschüre (Doppelbild, Flow-Start)' blocks and one 'Text' block. The text block contains placeholder text: 'Lorem ipsum dolor sit amet, consectetur adipiscing elit. Aenean commodo ligula eget dolor. Aenean massa. Cum sociis natoque penatibus et magnis dis parturient montes, nascetur ridiculus mus. Donec quam felis, ultricies nec, pellentesque eu, pretium quis, sem. Nulla consequat massa quis enim. Donec pede justo, fringilla vel, aliquet nec, vulputate eget, arcu.'

Extensions

DMA



```
website-one — -bash — 80x24
Last login: Wed Mar 15 21:59:39 on ttys001
Janosch:website-one janosch$
```

The image shows a screenshot of the Packagist website for the package `jrgregory/m17-sticky-backend`. The package description is "The sticky backend footer backend". A red box highlights the details for version 2.0.6, which was released on 2016-05-26 12:17 UTC. The requirements are listed as follows:

requires	requires (dev)
<ul style="list-style-type: none">• php: <code>>=5.3</code>• <code>contao/core</code>: <code>>=2.9,<4</code>• <code>contao-community-alliance/composer-installer</code>: <code>*</code>	None
provides	conflicts
None	None

Additional information shown includes "Open Issues: 1", "Language: javascript", "Type: contao-module", and a "dev-master" branch. A version list on the right shows 2.0.6 as the current version, with 2.0.5 and 2.0.4 listed below it. A second red box at the bottom left shows a smaller version of the 2.0.6 requirements list.

Extensions

DMA

https://www.joomla.org/extensionen/extensionen/view/m17-sticky-backend-Notizen-20000053.de.html

m17BackendTools	0.2.0-beta2	0.2.0-beta2
upex_backend_theme	1.0.0-RC1	1.0.0-RC3
smart_backend_theme	1.5.0	1.6.1

Paket	Grösse	Datum
Contact_m17-sticky-backend locust_20000053_9.zip	7306	19.07.2016 16:31

[Dateien anzeigen](#) [Handbuch](#) [Foren](#) [Spenden](#)

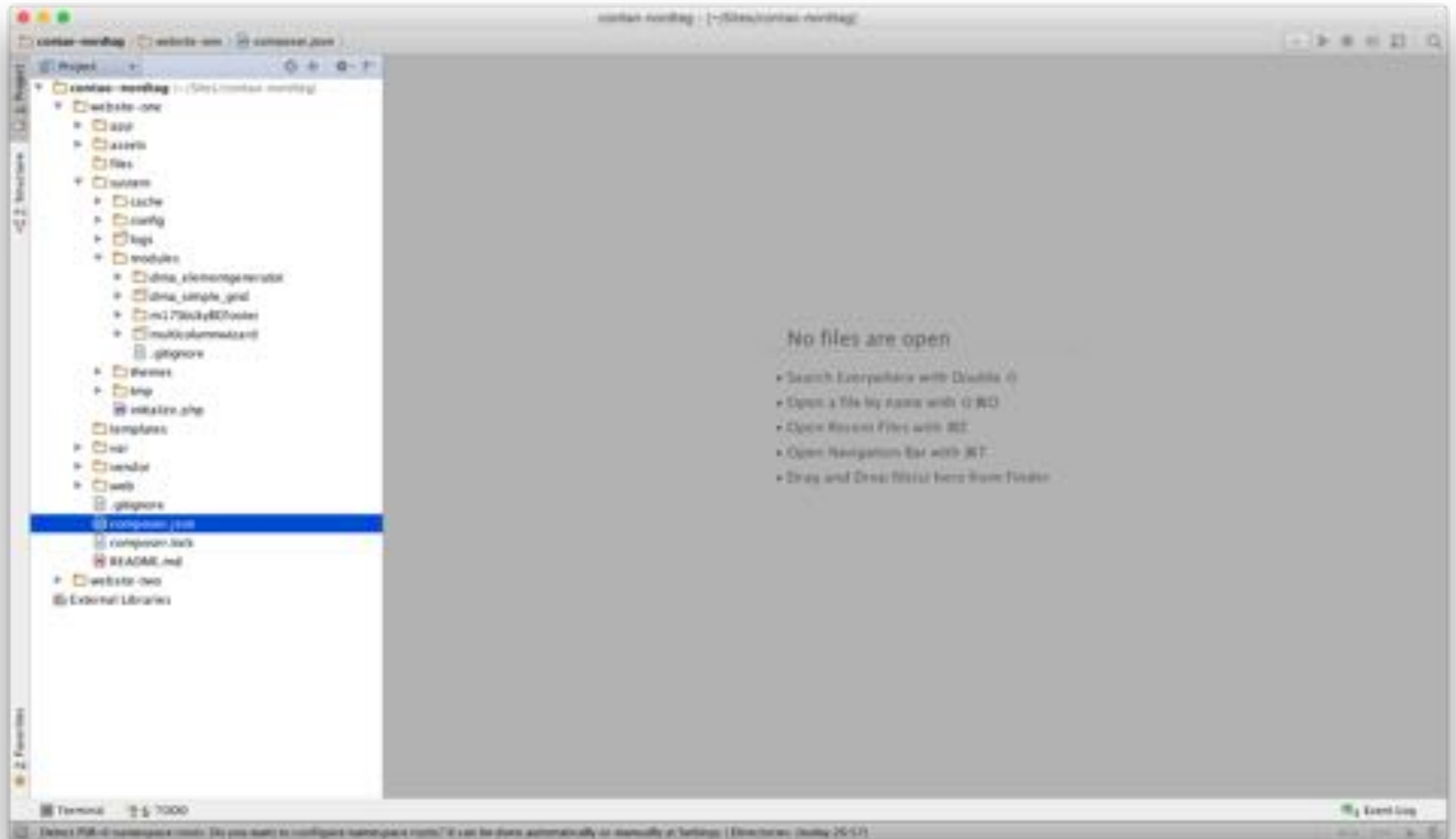
[Stempel](#) | [Datenschutzklärung](#) | [Impressum](#)

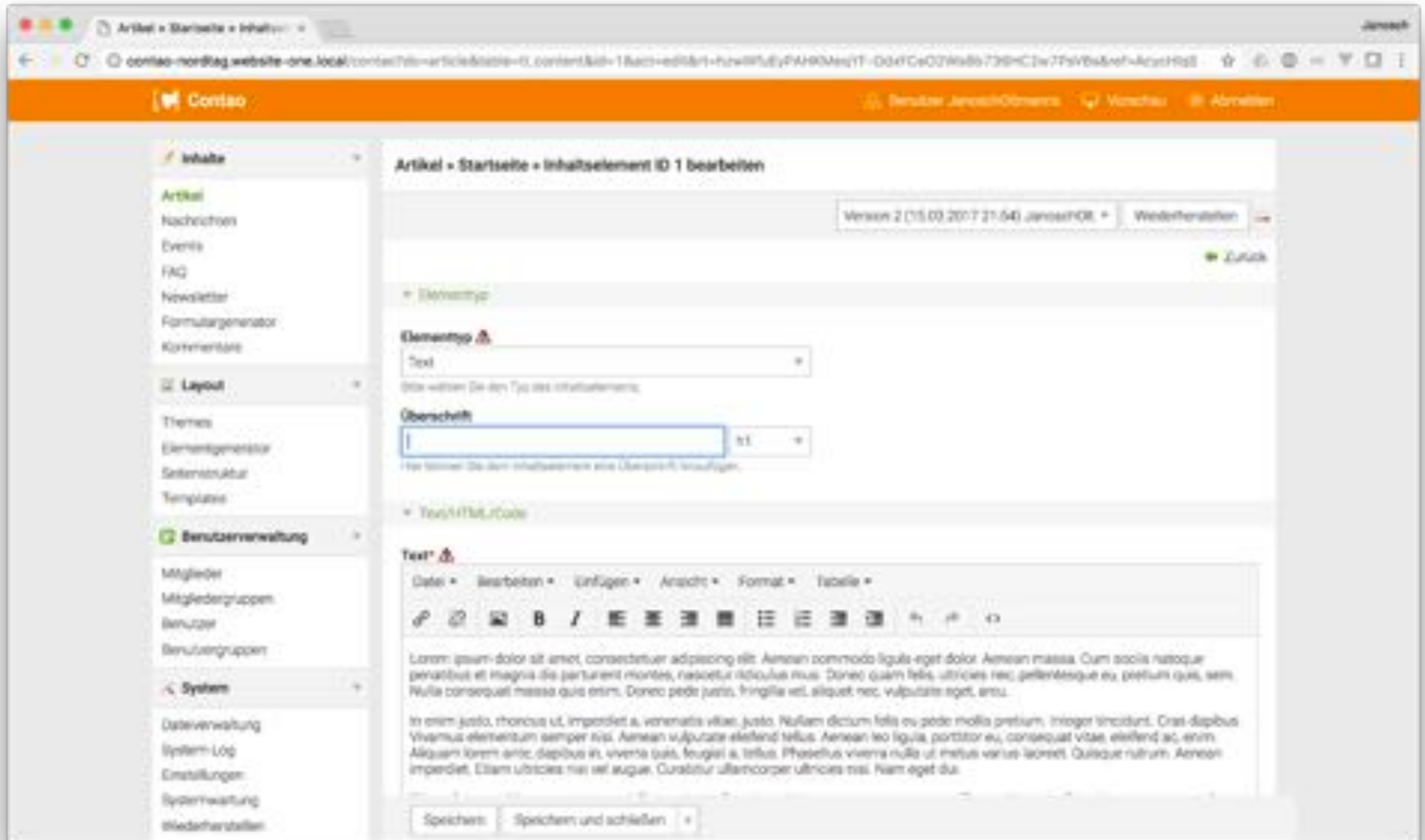
[Twitter](#) [Facebook](#) [Google+](#)

Copyright ©2006-2017 | Hosted by [madingwerk](#)

Extensions

DMA





Hoster

- › Anforderungen
 - › Document Root **muss** gesetzt werden können
 - › SSH-Zugriff bei Standard Edition **muss** vorhanden sein
 - › Managed Edition wurde erfolgreich **nur** mit FTP-Zugriff getestet
- › Composer RAM-Problematik
 - › seit **aktueller** Composer-Version (1.4) viel besser
 - › `composer update --verbose --profile`
Memory usage: 321.8MB (**peak: 897.83MB**), time: 66.36s
 - › `composer install --verbose --profile`
Memory usage: 14.53MB (**peak: 17.17MB**), time: 3.98s

DMA GmbH

Janosch Oltmanns

Kronenburgallee 1

44141 Dortmund

T +49 231 207804-42

M +49 176 24922245

E oltmanns@dma.do

www.dma.do/jobs